



A Level

FINE ART

PRE A LEVEL COURSE INFORMATION & TASK



Course Structure:

YEAR 12

Year 12 begins with skills based starter projects, followed by a mini and a main project leading to the rehearsal exam experience beginning in February.

The Rehearsal Exam is a taster, to prepare for the Externally Set Assignment in Year 13. It consists of a practice run of what essentially is a mini project, consisting of 10-12 week investigation with 10 hour supervised exam period at the end.

The Rehearsal Exam is designed to give you the opportunity to respond to a starting point of interest (given by your teacher). This will take form of a project and be resolved in a 10 hour practical exam at the end of the 12 week investigation. You will develop a strong understanding of the requirements to cover all four assessment objectives throughout this personal investigation, with an insight into the time restraints of the formal Externally Set Assignment - Component 2 in Year 13. The Rehearsal Exam work can then be used as a starting point to inform your own 'Personal Investigation' – Component 1. You will have at this point in the course begun to develop your own style and areas of interest within your subject, enabling you to produce a longer more sustained project.

Component 1: Personal Investigation 96 marks - 60% of A Level

You have a choice of starting points/or the opportunity to write your own brief or starting point. You are required to research images using your own investigations. Practical work is presented in sketchbook/boards/digitally which show the clear development of work towards a final response influenced by the work of others. The aim of the project is to meet the four assessment objectives used in marking the work, these cover: drawing, use of media, experimentation, the ability to develop an idea/concept, be influenced by the work of other artist and designers as well as producing a final response. Annotations should be included in your sketchbook. You will be encouraged to develop your own ideas with the help and guidance of your teacher. There is a structured extended response of between 1000 and 3000 words of continuous prose required as part of the personal investigation. This investigation will be an in-depth study that demonstrates your ability to construct and develop a sustained line of reasoning from an initial starting point to a final realisation.

YEAR 13

Component 2: Externally Set Assignment 96 marks - 40% of A Level

Preparatory period + 15 hours supervised time

The Externally Set Assignment, set by the exam board, offers a choice of project titles to be completed within a 10-12 week period. The work will progress as in Component 1; however you will be required to work independently and under examination conditions for a final 15 hours developing outcome/s.

SUMMER TRANSITION WORK

We are so excited to hear that you are hopefully going to be joining us in September to study A Level Art.

This booklet will give you a brief introduction to the course and provide you with a task to complete over summer, it should get you starting to think about the course content so that we can hit the ground running in September.

(Approx 3 hours)

MATCHBOX ART



Taking a simple box template of a standard size and dimensions which is that of the iconic matchbox. Mission..... to create a personal form of Art or Design around the matchbox, which portrays something about you.... in a personal response.

Explore a new way of thinking which allows you to experience displaying your work in a novel way 'The simple matchbox'. Using a simple stimulus, you will be able to employ personal ideas/words to develop your initial ideas and starting points; creating something out of very little.

Your starting point might be as simple as your name, favourite place, music, a political view, reaction to isolation, or a word from the dictionary that resonates with you like Serendipity (a pleasant surprise). The starting point is of your choice, how you decided to fill... grow... open.... Close.... Extend.... climb your matchbox is up to you, but must incorporate your starting point.

Consider: scale, colour, texture, text, images design - make your matchbox relative to you as a person, yet demonstrate your interests in your field in the Art and Design world.

Demonstrate your inner interests in your use of media and passions in your subject areas to date to help drive the aesthetic look of your box. There are no boundaries apart from the template, but what you do with that is up to you!! **Be resourceful and have fun!**



CAREER PATHWAYS in ART & DESIGN

Studying an ADT subject at A level will equip you with the skills you need to specialise in a creative field of your choice either through an Apprenticeship scheme, University route or to pursue a career in the creative industry.

Apprenticeship Schemes: www.apprenticeships.gov.uk

University Routes:


Royal College of Art
University of the Arts London
Arts University Bournemouth
Loughborough University
University of Oxford
University of Brighton
Edinburgh College of Arts (ECA)

Creative Careers:

www.wonderwhat.co.uk

Graphic Designer
UX Designer
Fashion Designer
Industrial Designer
Product Designer
Jewellery Maker
Fine Artist
Illustrator
Animator
Interior Designer
Architect
Film Maker
Marketing Manager
Web Publishing
Landscape Artist
Florist
Teacher
Model maker
Automotive Designer
Art Director
Ceramicist
Trend Forecaster
Journalist
Social Media Designer
Copywriter

Creative industries are a *huge part* of the UK's economy.



Wonder**What** creative careers are out there...?

Did you know, there are **2,040,000** jobs currently in the creative industries. 1 in 11 roles and 1 in 8 businesses are in the creative industries too.

There are **thousands of roles** available and your perfect job might be something you've never heard of.

Start exploring today

wonderwhat.co.uk

